

NOTICE DE POSE

Tablette mobile Pronto



OUTILS

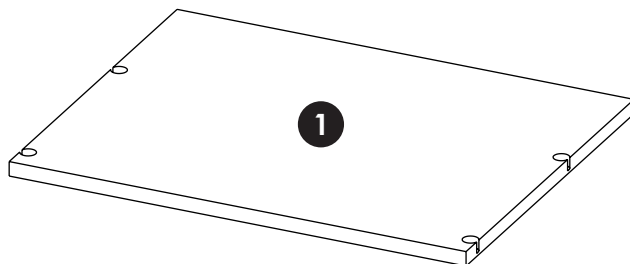
NON FOURNIS :



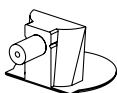
Maillet

QUINCAILLERIE : composition des sachets

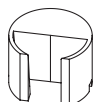
Sachet n°362		
A	taquet	x4
B	boitier	x4



A



B



1.

OUTILS

maillet

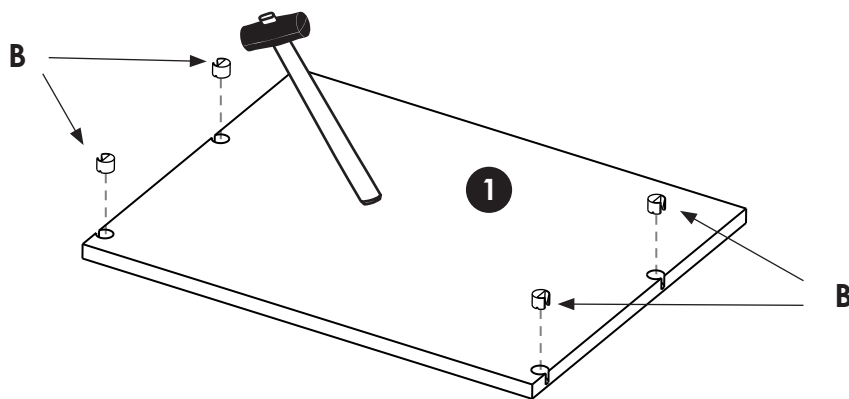
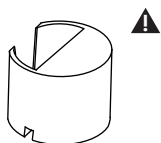
QUINCAILLERIE

Sachet n°362

A

boitier

x4



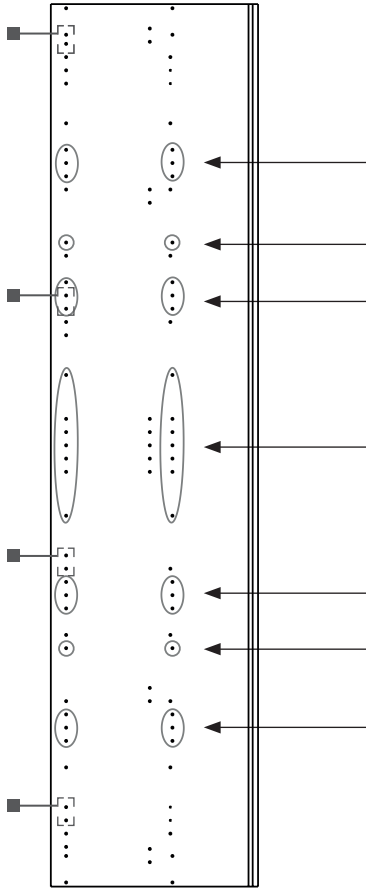
À l'orientation des boitiers

Si vous avez un ou des tiroirs, référez-vous aux notices de montage des tiroirs avant de poursuivre.

2.

OUTILS	
maillet	
tournevis	+

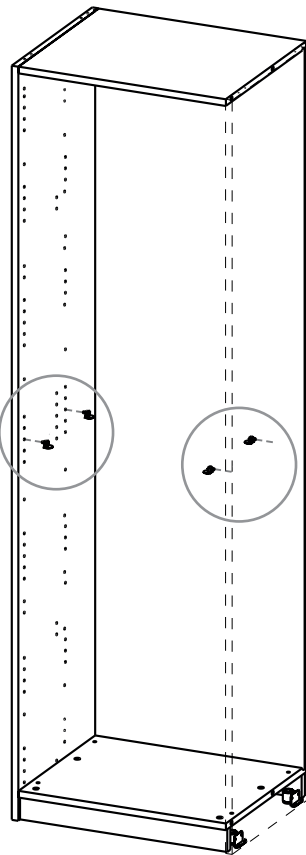
QUINCAILLERIE		
Sacnet n°362		
A	taquet	x4



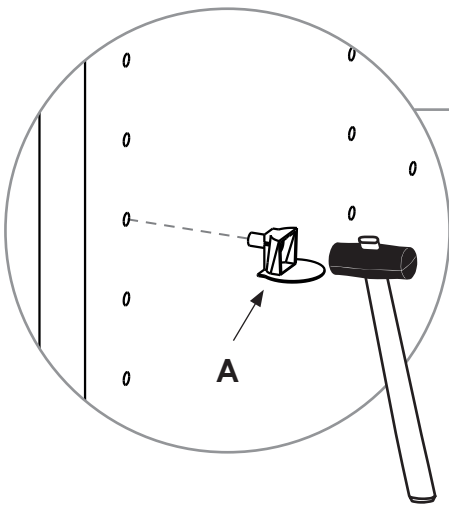
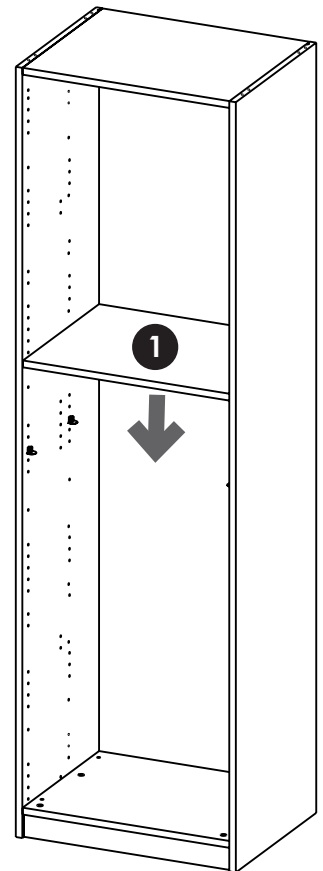
→ : Positionnement possible pour tablette mobile.

■ : sauf si porte battante, emplacement des charnières.

ÉTAPE 1



ÉTAPE 2



KAZED-E433-10-2023 - NOTICE.121.CO - Crédit photo : KAZED



LE TRI
+ **FACILE**



NOTICE



BAC
DE
TRI



3 4 6 5 1 0 0 1 6 8 4 8 2 1